

CLWYD PENSION FUND

RISK MANAGEMENT FRAMEWORK MONTHLY MONITORING REPORT 31 OCTOBER 2018

November 2018

Paul Middleman FIA



OVERRIDING OBJECTIVES

**Stable and affordable
contribution rate**

versus

**Achieve returns in excess
of CPI required under
funding arrangements**



Objectives are two-fold but conflicting

- Risk needs to be taken in order to achieve returns, but risk does not guarantee returns

Need to ensure a reasonable balance between the two objectives

- Do you need to take the same level of risk when 70% funded (say) as when 110% funded?

EXECUTIVE SUMMARY



= as per or above expectations



= to be kept under review



= action required



Overall funding position

- Ahead of existing recovery plan
- Funding level below the first soft trigger

In absolute terms the funding position is c.9% ahead of target. However there is continuing uncertainty in the outlook for future returns which could impact on the future funding requirements.



Liability hedging mandate

- Insight in compliance with investment guidelines
- Outperformed the benchmark over Q2 2018 and since inception
- Hedge ratios marginally below target levels

No action required.



Synthetic equity mandate

- Insight in compliance with investment guidelines
- Performed in line with the benchmark over Q2 2018
- Maturity constraints as expected

A new dynamic protection structure was implemented 24 May 2018.



LIBOR Plus Fund

- Underperformed over Q2 2018 but ahead of target since inception
- Management team stable and no change in manager rating
- Allocation of £56m remains appropriate

No action required. The temporary limit on future investments into the Fund at any weekly dealing point remains in place - to be kept under review.



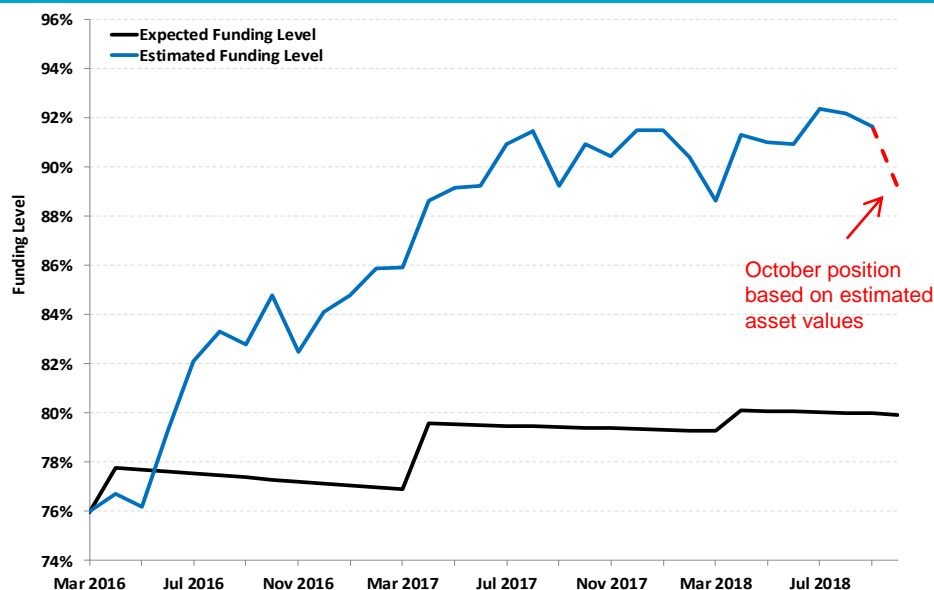
Collateral and counterparty position

- Collateral within agreed constraints
- The Insight QIF can sustain at least a 1.25% rise in interest rates and fall in inflation, in combination with a 35% fall in equity markets without eliminating all collateral

Collateral adequacy to be monitored quarterly. Potential to release c.£100m based on the agreed collateral guidelines as at 30 June 2018.

FUNDING LEVEL MONITORING TO 31 OCTOBER 2018

Estimated funding position since 31 March 2016



The positions from April 2018 onwards have been adjusted to reflect the actual 2018 revaluation/pension increase awarded. Where applicable the above funding positions will be updated to allow for the results of the 2018 Interim Review once completed.

Funding Level Triggers

It was concluded at the FRMG on 20 June 2017 that the funding level is not currently sufficiently high to warrant de-risking in a traditional sense via a change in long term strategy.

It was agreed that a “soft” trigger will be put in place to prompt FRMG discussions regarding potential actions as the funding level approaches 100% on the current funding basis. This funding level will be monitored approximately by Mercer on a daily basis.

*Asset values estimated based on market indices and an estimate of performance of the Insight liability hedging mandate from 30 September 2018 to 31 October 2018. We will monitor this estimate over time against the actual position once final asset values are available, and update the asset values on a monthly basis.

Comments

The **black line** shows a projection of the *expected* funding level from the 31 March 2016 valuation based on the assumptions (and contributions) outlined in the 2016 actuarial valuation. The *expected* funding level at 31 October 2018 was around 80%.

The **blue line** shows an estimate of the progression of the funding level from 31 March 2016 to 30 September 2018. The **red line** shows the progression of the estimated funding level over October 2018. At 31 October 2018, we estimate the funding level and deficit to be:

89% (£221m*)

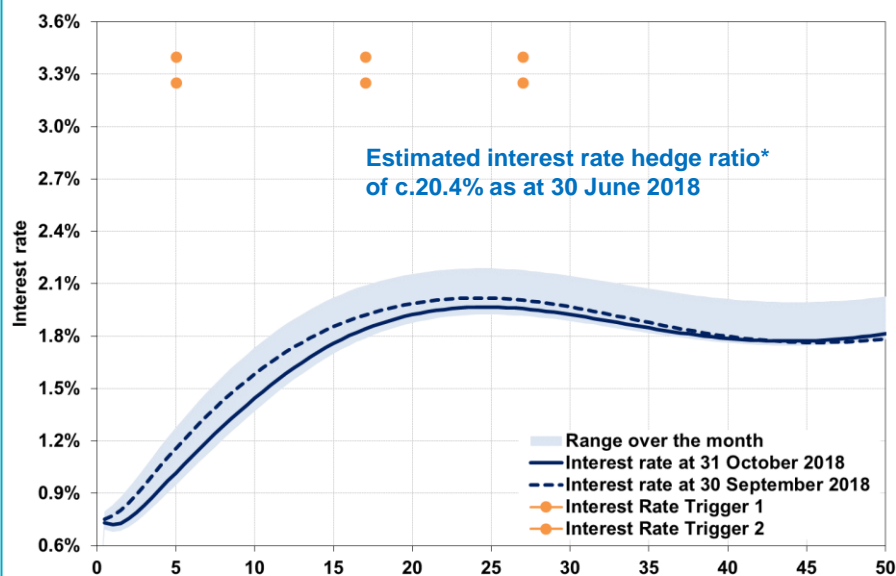
This shows that the Fund’s position was ahead of the expected funding level at 31 October 2018 by around 9% on the current funding basis.

Uncertainty continues to be prevalent in the investment environment due to ongoing external political and fiscal factors. This could mean that the likelihood of achieving the assumed real returns going forward has fallen. To illustrate the impact, a reduction of 0.25% p.a. in the assumed future investment return/real discount rate would reduce the funding level by c.4% to c.85% with a corresponding increase in deficit of £94m to £315m.

This will be kept under review in light of changing market conditions.

UPDATE ON MARKET CONDITIONS AND TRIGGERS

Change in interest rates



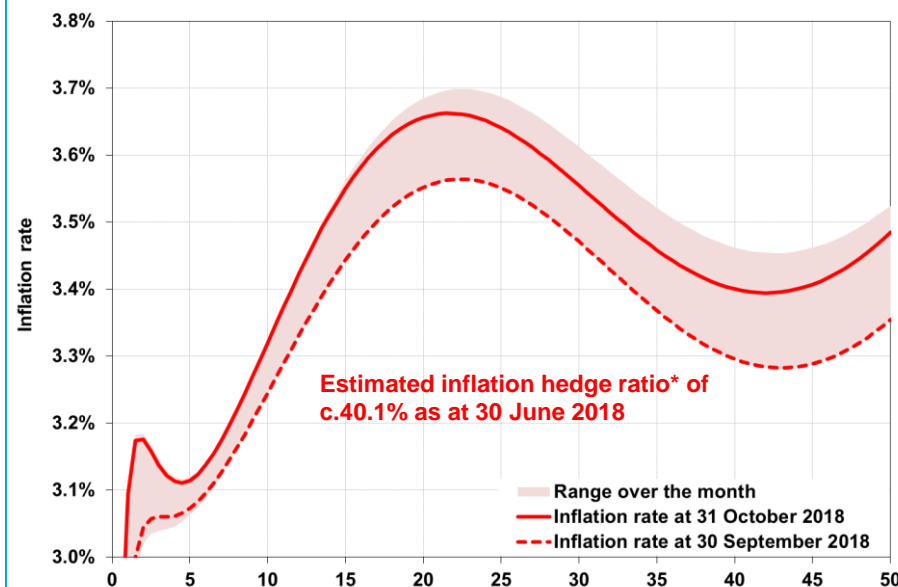
Date	Band 1	Band 2	Band 3	Band 4	Actual
30 June 2018	20.0%	20.0%	20.0%	20.0%	20.0%

Comments

Interest rates fell over October 2018 at all but the longest durations, where they remained broadly stable. The largest decreases were observed at short durations.

Based on market conditions as at 31 October 2018, yields would need to rise by c.1.3% p.a. before the Fund would hit any of the revised interest rate triggers implemented by Insight in Q3 2017.

Change in inflation rates (note: different scale)



Date	Band 1	Band 2	Band 3	Band 4	Actual
30 June 2018	40.0%	40.0%	40.0%	40.0%	40.0%

Comments

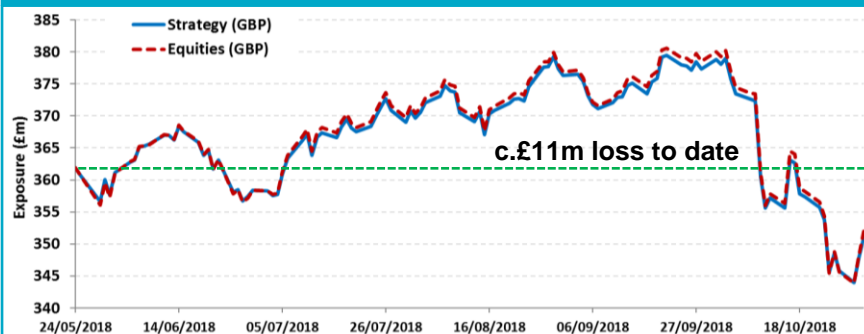
Inflation expectations rose materially across the curve over the month, with average increases of c.0.1% observed.

It has been agreed that Insight will not resume monitoring of the level of inflation hedging until the interest rate and inflation hedge ratios have been aligned.

* Hedge ratios calculated with reference to 2016 valuation cashflow analysis and relying on a discount rate of gilts + 2.0% p.a..

UPDATE ON EQUITY PROTECTION MANDATE

Strategy versus equity index

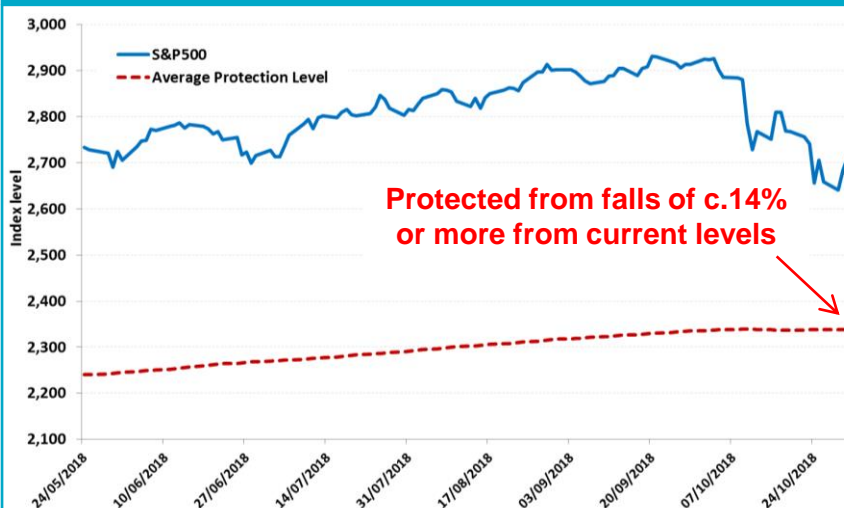


GBP returns	Equity return	Hedging return	Financing return	Costs	Overall return	Relative return
MTD	(7.79%)	0.84%	0.06%	(0.04%)	(6.93%)	0.86%
YTD	(2.93%)	(0.07%)	0.17%	(0.14%)	(2.98%)	(0.05%)

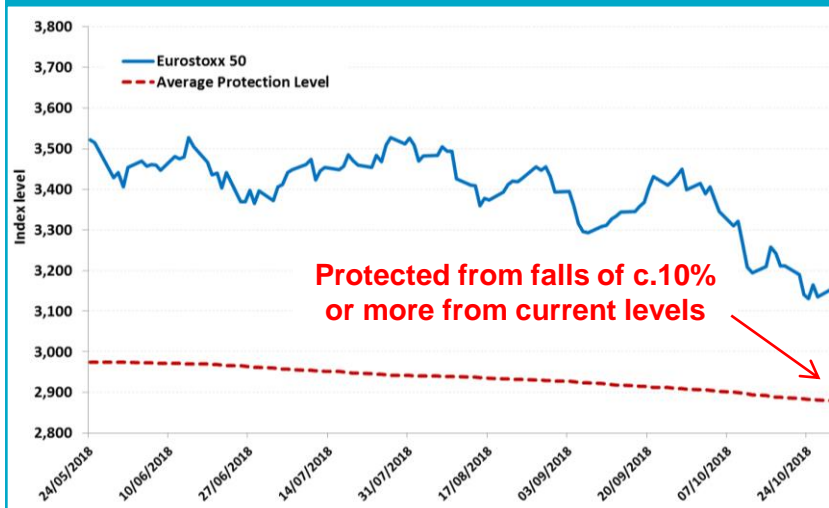
Comments

- The Fund implemented a dynamic equity protection strategy on 24 May 2018 with exposure of £362m. As at 31 October 2018, the value of the synthetic equity exposure had fallen by c.£111.1m to £351m. Relative to investing in passive equities (with no frictional costs), the strategy has underperformed by c.£0.2m since inception.
- The majority of this underperformance is due to the return drag from paying for hedging and the market being c.13% from the protection levels at a combined level. If markets fall by this amount or more, the protection will kick in.
- This was partially offset due to collecting premium through selling upside, known as the financing return.
- The strategy rolls daily and therefore the protection changes over time to react to market changes.

US equity exposure



European equity exposure



GLOSSARY

- Actuarial Valuation - The formal valuation assessment of the Fund detailing the solvency position and determining the contribution rates payable by the employers to fund the cost of benefits and make good any existing shortfalls as set out in the separate Funding Strategy Statement.
- Collateral – Liquid assets held by the Fund as security which may be used to offset the potential loss to a counterparty.
- Counterparty – Commonly an investment bank on the opposite side of a financial transaction (e.g. swaps).
- Deficit - The extent to which the value of the Fund's liabilities exceeds the value of the Fund's assets.
- Dynamic protection strategy – Strategy to provide downside protection from falls in equity markets where the protection levels vary depending on evolution of the market.
- Equity option – A financial contract in which the Fund can define the return it receives for movements in equity values.
- Flightpath - A framework that defines a de-risking process whereby exposure to growth assets is reduced as and when it is affordable to do so i.e. when “triggers” are hit, whilst still expecting to achieve the overall funding target.
- Funding level - The difference between the value of the Fund's assets and the value of the Fund's liabilities expressed as a percentage.
- Funding & Risk Management Group (FRMG) - A subgroup of Pension Fund officers and advisers set up to discuss and implement any changes to the Risk Management framework as delegated by the Committee. It is made up of the Clwyd Pension Fund Manager, Pension Finance Manager, Fund Actuary, Strategic Risk Adviser and Investment Advisor.
- Hedging - A strategy aiming to invest in low risk assets when asset yields are deemed attractive. Achieved by investing in government backed assets (or equivalent) with similar characteristics to the Fund future CPI linked benefit payments.
- Hedge ratio – The level of hedging in place in the range from 0% to 100%.
- Insight QIAIF (Insight Qualifying Investor Alternative Investment Fund) – An investment fund specifically designed for the Fund to allow Insight to manage the liability hedging and synthetic equity assets.
- London Interbank Offer Rate (LIBOR) - An interest rate at which banks can borrow funds from other banks in the London interbank market.

IMPORTANT NOTICES

References to Mercer shall be construed to include Mercer LLC and/or its associated companies.

© 2018 Mercer LLC. All rights reserved.

This contains confidential and proprietary information of Mercer and is intended for the exclusive use of the parties to whom it was provided by Mercer. Its content may not be modified, sold or otherwise provided, in whole or in part, to any other person or entity, without Mercer's prior written permission.

The findings, ratings and/or opinions expressed herein are the intellectual property of Mercer and are subject to change without notice. They are not intended to convey any guarantees as to the future performance of the investment products, asset classes or capital markets discussed. Past performance does not guarantee future results. Mercer's ratings do not constitute individualized investment advice.

Information contained herein has been obtained from a range of third party sources. While the information is believed to be reliable, Mercer has not sought to verify it independently. As such, Mercer makes no representations or warranties as to the accuracy of the information presented and takes no responsibility or liability (including for indirect, consequential or incidental damages), for any error, omission or inaccuracy in the data supplied by any third party.

This does not constitute an offer or a solicitation of an offer to buy or sell securities, commodities and/or any other financial instruments or products or constitute a solicitation on behalf of any of the investment managers, their affiliates, products or strategies that Mercer may evaluate or recommend.

For the most recent approved ratings of an investment strategy, and a fuller explanation of their meanings, contact your Mercer representative.

For Mercer's conflict of interest disclosures, contact your Mercer representative or see www.mercer.com/conflictsofinterest.

This analysis is subject to and compliant with TAS 100 regulations.



*Mercer Limited is authorised and regulated by the Financial Conduct Authority
Registered in England No. 984275 Registered Office: 1 Tower Place West, Tower Place, London EC3R 5BU*
